



Company Description

Current Events

Landmark Bancorp Q2 Earnings Call

Thursday, August 3, 2017
11:00 AM ET
For Live Dial In (Toll Free): 1-877-510-0473
For Replay Dial In (Toll Free): 1-877-344-7529
Passcode: 10110762

Corporate Profile

Landmark Bancorp, Inc. is a bank holding company incorporated under the laws of the State of Delaware and is engaged in the banking business through its wholly-owned subsidiary, Landmark National Bank. Landmark Bancorp is listed on the NASDAQ Global Market under the symbol "LARK".

Landmark National Bank is a Kansas community banking organization dedicated to providing quality financial and banking services to its local communities. Landmark National Bank is headquartered in Manhattan, Kansas and has 29 community banking locations in 23 communities across the state of Kansas.

For more information, explore this website, use the Information Request or Email Notification forms, or contact us at investorrelation@banklandmark.com

Dividends (NASDAQ - LARK)

Description: LTM Dividend Payout Ratio (%): 35.13
Common stock, \$0.01 par value Current Dividend Yield (%): 2.77

Ex-Dividend Date	Record Date	Announce Date	Pay Date	Amount	Frequency
8/14/2017	8/16/2017	8/2/2017	8/30/2017	0.2000	Quarterly
5/8/2017	5/10/2017	4/26/2017	5/24/2017	0.2000	Quarterly
2/13/2017	2/15/2017	1/30/2017	3/1/2017	0.2000	Quarterly
11/7/2016	11/9/2016	10/26/2016	11/23/2016	0.1905	Quarterly
8/15/2016	8/17/2016	8/2/2016	8/31/2016	0.1905	Quarterly
5/9/2016	5/11/2016	4/27/2016	5/25/2016	0.1905	Quarterly
2/12/2016	2/17/2016	2/3/2016	3/2/2016	0.1905	Quarterly
11/9/2015	11/12/2015	10/29/2015	11/25/2015	0.1723	Quarterly

Insider Ownership

Insider Transaction Activity (Last 6 Months)

Aggregates	Shares	Price (\$)	Value (\$)
Open Market Buys	157	31.41	4,931
Open Market Sells	(1,100)	30.56	(33,616)
Options Ex. & Sold	1,123	17.43	(17)
Net Shares	2,916	21.78	(28,702)

High Volume Traders (Last 6 Months)

Name	# Buys	# Sells	# Options Ex. & Sold	Total # Trans.	Net Shares
Richard A. Ball	4	0	0	4	499
Sarah Hill-Nelson	1	1	3	5	365
Wayne R. Sloan	1	0	0	1	342
Jim W. Lewis	1	0	0	1	342
David H. Snapp	1	0	0	1	342

Copyright © 2017 FactSet Research Systems Inc. All rights reserved.

Market Data

Current Quote	Data as of September 22, 2017
Last Sale	\$ 28.92
Last Close	\$ 28.34
Today's High	\$ 29.38
Today's Low	\$ 28.27

Corporate Data

Landmark Bancorp, Inc.

701 Poyntz Avenue
Manhattan, KS 66502
(785) 565-2000

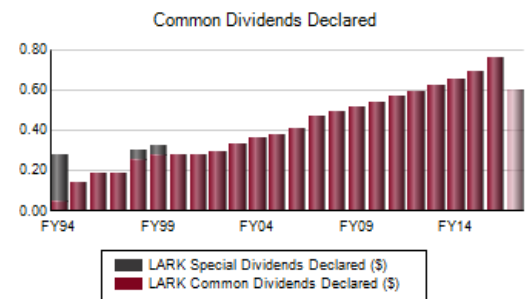
Investor Relations Contact

Mr. Mark A. Herpich
(785) 565-2000
investorrelation@banklandmark.com

Transfer Agent

[Computershare, Inc.](http://Computershare.Inc)
P.O. Box 30170
College Station, TX 77842
(800) 368-5948

Dividends Graph



Most recent year is YTD

Institutional Ownership

Ownership Information	Ownership Activity
Shares Outstanding	3,873,781
Short Interest Shares	2,978
Float (%)	74.26
Institutional Ownership (%)	17.12
Mutual Fund Ownership (%)	3.87
Insider Ownership (%)	25.74
Top 10 Instn Holders (%)	14.37
Description	Holders
Total Positions	34
New Positions	2
Increased Positions	8
Decreased Positions	11
Soldout Positions	0
Net Change	32,300
Shares	Value (\$)
663,290	3,392
37,963	(9,055)
(0)	(0)

Copyright © 2017 FactSet Research Systems Inc. All rights reserved.

Mergers and Acquisitions

Acquisitions

Bank & Thrift Company Deals

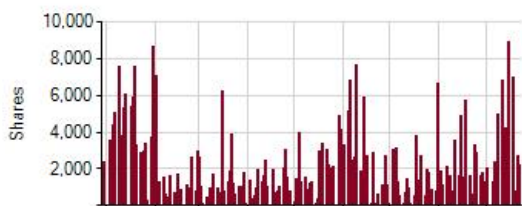
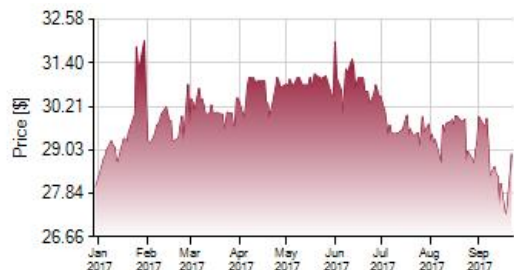
Target Seller	State	Industry Type	Announce Date	Status	Deal Value (\$M)	Target Total Assets (\$000)
Citizens Bank, NAFirst Capital Corporation	KS	Bank	8/01/2013	Completed on 11/1/2013	NA	270,457
Wellsville BankWellsville Bancshares, Inc.	KS	Bank	1/13/2012	Completed on 4/1/2012	3.97	35,647
First Manhattan Bancorporation, Inc.	KS	Thrift	9/06/2005	Completed on 1/1/2006	12.88	130,370

Bank & Thrift Branch Deals

Total

Net Change \$.58 ▲ 2.05%
 Today's Volume 2,248
 Minimum 20 minute delay

Current Chart



LARK

Target Seller	Industry Type	Announce Date	Status	Number of Branches	All States	Deposits Transferred (\$000)
1 BranchCornerstone Alliance, Limited	Bank	1/09/2009	Completed on 5/8/2009	1	KS	6,400
2 BranchesUMB Financial Corporation	Bank	4/21/2005	Completed on 8/19/2005	2	KS	38,000

Peer Analysis

Data for trailing four quarters

Performance Ratios (%)	LARK	Peer Median	Peer Average
ROAA	0.96	1.14	0.94
ROAE	9.97	8.23	8.90
Net Interest Margin	3.41	3.82	3.69
Efficiency Ratio	68.23	58.86	62.76
Loans / Deposits	57.46	97.60	97.10

Asset Quality Ratios (%)

NPAs / Assets	0.82	0.99	0.90
NCOs / Avg Loans	0.15	0.24	0.22
Reserves / Loans	1.22	1.07	1.06
Reserves / NPAs	71.67	95.77	133.36

Capital Ratios (%)

Tier 1 Capital	17.88	12.01	12.27
Tangible Equity / Tangible Assets	8.13	9.23	9.12
Total Equity / Total Assets	10.00	10.89	10.61

Market Ratios

Price / Earnings (x)	13.01	18.14	19.82
Price / Book (%)	122.98	163.54	161.80
Dividend Yield (%)	2.77	1.21	1.18

Landmark Bancorp, Inc.'s peer group consists of the following: Blue Valley Ban Corp. (BVBC), Enterprise Financial Services Corp (EFSC), Great Southern Bancorp, Inc. (GSBC), Simmons First National Corporation (SFNC), Southwest Bancorp, Inc. (OKSB)

Landmark Bancorp, Inc.'s financial data is as of 6/30/2017.

Peer financial data is as of 6/30/2017

Officers and Directors

Executive Officers of Landmark Bancorp, Inc.

Patrick L. Alexander Executive Chairman
 Michael E. Scheopner Chief Executive Officer and President

Mark A. Herpich Vice President, Secretary, Treasurer & CFO

Executive Officers of Landmark National Bank

Patrick L. Alexander Executive Chairman
 Michael E. Scheopner Chief Executive Officer and President

Mark A. Herpich EVP, Secretary & CFO

Dean R. Thibault EVP Commerical Banking

Mark J. Oliphant EVP AND MARKET PRESIDENT CENTRAL REGION

Board of Directors of Landmark Bancorp, Inc. and Landmark National Bank

Sarah Hill-Nelson Michael E. Scheopner

Wayne R. Sloan Patrick L. Alexander Chairman

Richard A. Ball Brent A. Bowman

Jim W. Lewis Susan E. Roepke Lead Director

David H. Snapp

Recent Press Releases

- 8/02/2017 [Landmark Bancorp, Inc. Announces Earnings for the Second Quarter of 2017](#)
- 7/17/2017 [Landmark Bancorp, Inc. Announces Conference Call to Discuss Second Quarter 2017 Earnings](#)
- 4/26/2017 [Landmark Bancorp, Inc. Announces Earnings for the First Quarter of 2017 Declares Cash Dividend of \\$0.20 per Share](#)
- 4/07/2017 [Landmark Bancorp, Inc. Annouces Conference Call to Discuss First Quarter 2017 Earnings](#)
- 1/30/2017 [Landmark Bancorp, Inc. Announces Earnings for the Fourth Quarter of 2016](#)

Recent Documents

Filing Description	Filing Type	Filing Date	Event Date
10-Q	10-Q	8/21/2017	6/30/2017
Non-timely Filing Notice	NT 10-Q	8/15/2017	6/30/2017
8-K	8-K	8/2/2017	8/2/2017
8-K	8-K	7/17/2017	7/17/2017
8-K	8-K	5/17/2017	5/17/2017
10-Q	10-Q	5/5/2017	3/31/2017
8-K	8-K	4/26/2017	4/26/2017

13-D	SC 13D/A	4/20/2017	
Proxy	DEF 14A	4/13/2017	5/17/2017
8-K	8-K	4/7/2017	4/7/2017
10-K	10-K	3/14/2017	12/31/2016
8-K	8-K	1/30/2017	1/30/2017

Stock Price History

	High (\$)	Low (\$)
One Day	29.38	28.27
One Month	30.10	27.02
Three Months	31.08	27.02
Year-to-Date	32.40	27.02
One Year	32.40	24.95
Three Year	32.40	17.92
Three Year Date	1/25/2017	11/21/2014

FAQ

Q: Where is Landmark Bancorp, Inc.'s common stock listed?

A: Our common stock is listed on NASDAQ under the symbol **LARK**.
For more detailed stock information, please visit our [Stock Quote](#) page.

Q: Does Landmark Bancorp, Inc. pay a Dividend?

A: To see a list of our historical dividends, please visit our [Dividends](#) page.

Q: How can I request additional information from Landmark Bancorp, Inc.?

A: You can contact us via our [Information Request](#) page.

Q: How can I receive Email alerts from Landmark Bancorp, Inc.?

A: To sign up for Email alerts on our Events, Documents, Press Releases and closing stock price information click here to visit our [Email Notification](#) page.